

# DIY Boat Canvas Seminar

*Presented By: Don Kloeber*

See “**Bacchus**” Website <http://dkloeber.wixsite.com/bacchus>  
for the seminar info including linked items

## 1.0 - Getting Started

- 1.1. [Sewing Machines – features & options](#)
- 1.2. [Work Area Set-up](#)
- 1.3. [Useful Attachments & Tools](#)
- 1.4. [Zipper Basics & options](#)
- 1.5. [Sources – machines, fabrics, accessories](#)
- 1.6. [Resources – Learning aids](#)

## 1.1 Sewing Machines – features & options

**Sailrite.com** ■ popular Heavy Duty “home” machines [Sail & Canvas Work on the Ultrafeed](#)

Others Tuff Sew, Omega, Mini-Walker (via eBay)

Many higher end / professional machines available – Consew, Juki, Adler, Pfaff, Singer, etc

**Walking Foot Sewing Machines.** A **walking foot** moves the top of the fabric while the feed dog moves the bottom of the fabric. The **walking foot** keeps the fabric from shifting while **sewing**, essential when **machine quilting** or **sewing** many layers of fabric.

**Reverse Stitch** – Essential to “lock” the stitch at beginning & end of a stitch line

**Straight Stitch** will satisfy ~90% of all common marine canvas needs – exceptions Sails & some repairs where Zig-Zag helpful or required.

**Presser foot lift** – Sailrite LS/LZ = 3/8” Good (industrial machines 9/16” pedal lift avail)

**Under Arm Space** – Sailrite LS/LZ = 7”x4.5” Good; 9” Better & available in “home” machines (industrial machines 10” – 20” available)

**Sailrite Balance Wheels** – Power Plus & Moster II balance wheels available that slow stitch speed but add power and slow speed control. Monster Wheel includes a hand crank.

[Buying A Used Walking Foot Sewing Machine? Here Are Some Key Points To Consider!](#)

## **1.2 Work Area Set-Up**

**Machine Table** – Flush work surface best (machine recessed & hinged)  
Many DIY Homemade (tables, benches, desks) or commercially available options  
Be creative – Craigslist, Habitat ReStore, etc old desks, tables etc

**Layout & Work Surface (Tables)** – you will need more than expected - **Bigger is better**  
Smooth / clean surface best, straight square edges helpful (layout), infeed and outfeed required.  
Again – Be creative - Craigslist, Habitat ReStore, flush doors make great tables

**Lighting** – bright, uniform lighting for layout & assembly

**Tool Boxes & Sorting Bins** – helpful for organizing tools & fasteners – essential if doing mobile  
/ dockside patterns, fitting and/or sewing; Carpenters apron also useful

**Storage area** - ??? Always need MORE!!!

DIY Homemade  
tables



Professional Set-up



My Home Shop

## **1.3 Useful Attachments & Tools**

**Binding Attachments** –  $\frac{3}{4}$ ", 1" useful for adding bindings to finish edges

**Thread Stands** – Required to handle large spools / cones of thread,  
two or double stands handy to sew & wind bobbins simultaneously

**Edge Guides** – Various design adjustable & magnetic guides handy for even stitch lines


**Specialty Presser Feet** – Zipper / welting feet – Left & Right – useful in some “tight” situations

**Spare Bobbins & Holder** – Allows a small stock pile of pre-wound bobbins

**Assorted Layout Tools** – Scissors Sm & Lg; Various size rules & straight edges; clamps, weights, markers (pencil, chalk, grease pencils & sharpeners); Thread “snippers”, seam ripper (HD)

**Pattern Tools** - 4mil Poly, Colored Sharpie markers, spring clamps, tape

**Quick Fit Kit** - Snap Positioning System Useful for patterning and final fitting / positioning and installing snaps



**Seamstick** – Basting tape – double sided adhesive tape holds pieces in alignment while sewing

**Fastener Attachment –**

Pres-N-Snap Installation Tool

(various snap & grommet dies req'd);



**Misc** - Common-Sense (twist) fastener cutter, stud driver; hole punches; X-Acto Knives; Snap stud & grommet hand dies;

**Plier Stapler** –  
holding pieces  
covers



Common good – High rise clincher Better – useful for while sewing and forming darts in fitted patterns, panels &

**Soldering Gun (good)** – Hot knife better – cutting & edge sealing fabric, zippers, etc

**Iron** – useful for forming hems prior to sewing

**Hem or Quilting Clips** – better / easier to use than pins



## **1.4 Zippers**

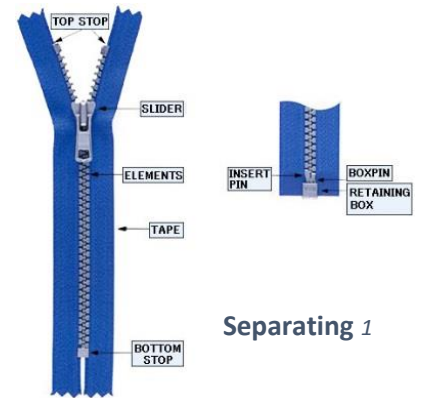
**YKK** most common – roughly half of all zippers made.

### **YKK Zippers 101**

### **YKK Zipper Instruction Manual**

### **Sailrite Zipper Video Series**

### **Choosing the Right Zipper**



Two basic styles of zipper teeth & closure for marine use – Both come in different sizes (width) and in finished lengths (separating) and continuous (non-separating) sold by the yard / roll.



**YKK Vislon** - #10 VF most common  
#8 VF use for some lighter duty applications

**YKK Coil** – More flexible than VF especially in curved sections  
#8 CF & #10 CF most common

**Zipper Pulls (Sliders)** – Pulls for various size & style of zippers are available with a few options

### **Choosing a Zipper Slider**

**Single Tab** – tab on one side of the slider – need to be sure to orient the slider so the tab will be exposed to the operating side of the panel

**Double Tab** – tab on both sides of the slider to permit operation from either side of the panel

Double Sliders can be installed on continuous zips to allow opening a section of the zip  
e.g. opening a “smile or frown” window insert from bottom or top

**Locking / Non-Locking** – Useful in some situations, locking sliders will prevent the slider from opening the zip unintentionally

**EZ-XTend Boat Zippers** - for tight canvas



## **1.5 Sources – machines, fabrics, accessories**

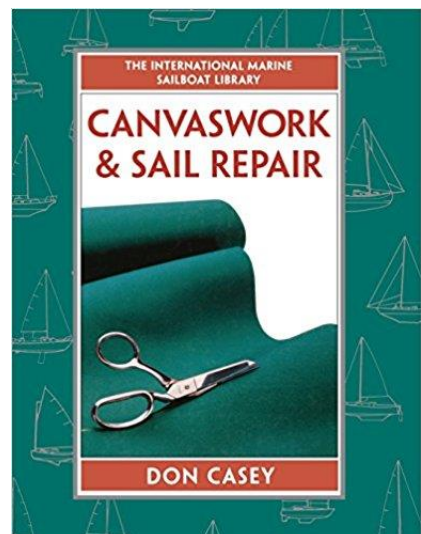
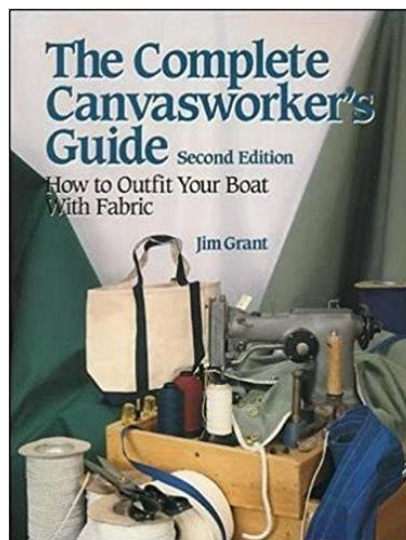

[Sailrite.com](http://Sailrite.com) – Full range of machines, tools, supplies, fabrics & How-To videos

[Singerman12](http://Singerman12) eBay store (Canada) selling Omega machines at attractive prices including demo machines & frequent Specials

[RochfordSupply.com](http://RochfordSupply.com) – Full range of machines, tools, fasteners etc as well as many fabrics and some attractively priced close-outs, seconds & over stocks

[SailmakersSupply.com](http://SailmakersSupply.com) –

## **1.6 Resources – Learning aids**



[Sailrite Projects & Tips - Learn To Sew Video Series](#)

[Sailrite Projects & Tips – Tips & Tricks Video Series](#)

[Sailrite Projects & Tips – Marine Projects Video Series](#)

[HoodCanvas.com](http://HoodCanvas.com) – Training Workshops, Tips & Techniques

[BoatCanvasUniversity.com](http://BoatCanvasUniversity.com) - Training Workshops & Videos – 6 Free Videos with sign-up

[How To Make Boat Canvas, Pattern Boat Canvas Tips And Tricks](#)

from BoatCanvasUniversity.com